

GAMBLING COMMISSION

Gambling in Wales: A public health priority?

Tim Miller
Executive Director- Corporate Affairs and Research

Why we are here



- GC and licensing authorities are key regulatory partners
- GC wants to enhance its links in the devolved nations
- Opportunity today for us to:
 - Share our data on gambling in Wales
 - Consider gambling related harm as a public health issue

Methodology



- 4,000 interviews conducted across Wales by Beaufort Research
- Face-to-face with self-completion of gambling questions
- Questions cover gambling participation and problem gambling in past 12 months

Headline findings



61%

gambled in the past 12 months

44%

gambled in the past 12 months,
excluding players of the National
Lottery only

3.8%

low or moderate risk gamblers
according to the PGSI

1.1%

problem gamblers
according to either the PGSI or the DSM-IV

Problem gamblers most likely to be
younger (16-44) and living in most
deprived areas (particularly the
South East and the Valleys)



How many people gamble?



 **National Lottery only - 17%**

 **Other activities - 44%**

 **Non-gambler - 39%**

61% Gambled in past year



Oldest and youngest are least likely to gamble



More men gamble than women

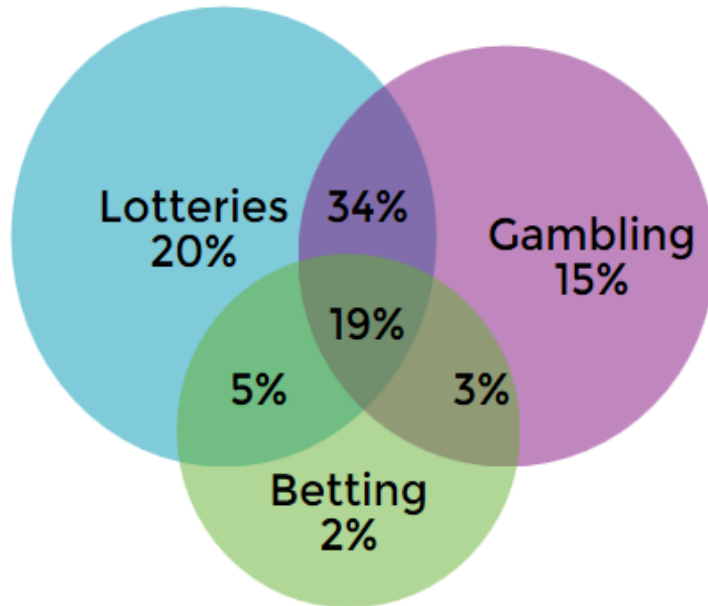


63%

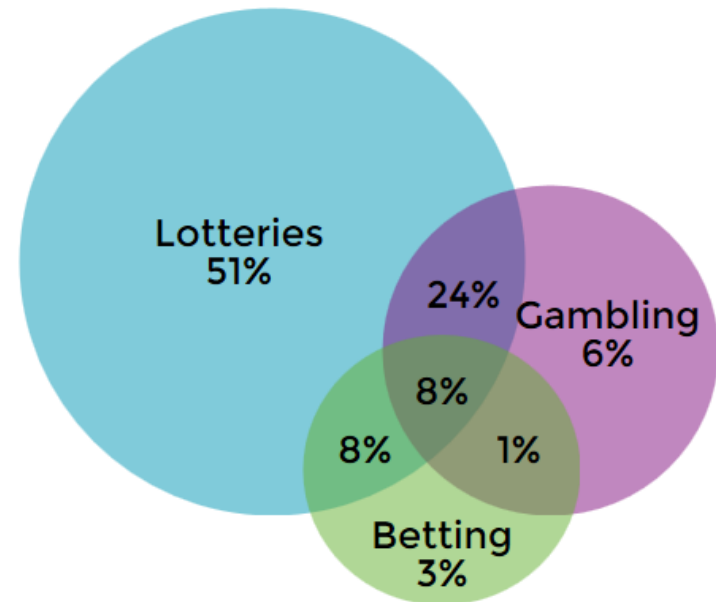
59%

What do people gamble on?

16-44

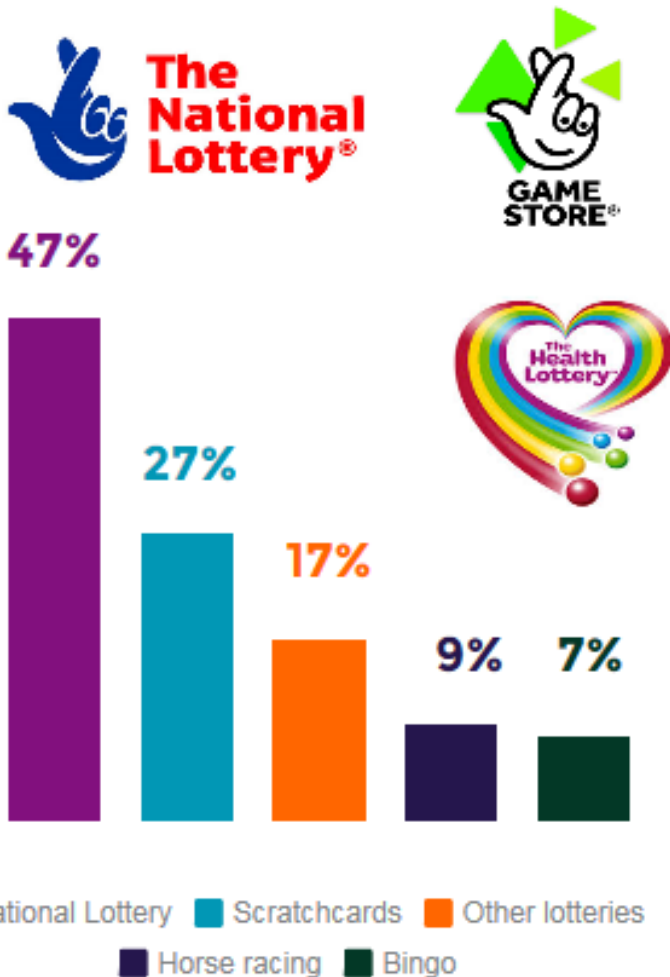


45+



- Lotteries dominate the market but less in younger age groups
- Betting popularity similar in all ages

What do people gamble on?



Men are more likely to spend money on:

- National Lottery
- Slot machines
- Betting

Women are more likely to spend money on:

- Bingo
- Scratchcards



5% Gamble online (excluding lotteries)

Who gambles the most?



2.8

Average number activities 16-44

41%

Gambled once a week or more



1.8

Average number activities 45+

62%

Gambled once a week or more

62%

Retired gambled once a week or more



49%

Full time employed gambled once a week or more

How do we screen for problem gambling?



Financial problems in household

Guilt / worry about money spent gambling



Impact on relationships

Gambling with more money to get excitement



Stress, anxiety, depression

Problems at work

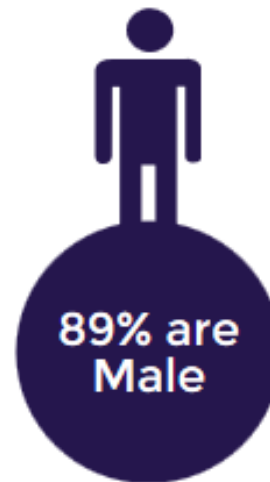


Tested through 2 internationally recognized screens – DSM-IV and PGSI

Problem and at-risk gambling



- Low risk - 65,000
- Moderate risk - 30,000
- Problem gambler - 27,000



22%

Of those who gamble of 7+ activities are problem gamblers

Betting on dogs and spread betting have highest rate of problems



Who has problems with gambling?

Most deprived - 2.1%



Least deprived - 0.2%



There are more problem gamblers in urban areas

1.8%

Of those under 45 are problem gamblers

0%

Of those over 65 are problem gamblers



More single people are problem gamblers

Gambling related harm- the Cinderella of public health?



- Cost of problem gambling estimated as £1.16bn

- Wider effects often missed



- Gambling by children- hidden in the haze of tobacco?



Gambling related harm- a public health approach



- Increased visibility

- Joined up thinking



- Revenue to Exchequer vs costs to public purse

- Gambling Commission as a resource

